

# envelopes and printers cards

from stock, for next-day delivery

PRICE LIST  
OCTOBER  
2009



**BADDELEY BROTHERS**

*Established 1859*



# **BADDELEY BROTHERS**

T: +44 (0)20 8986 2666 F: +44 (0)20 8986 4383 E: [enquiries@baddeleybrothers.com](mailto:enquiries@baddeleybrothers.com)

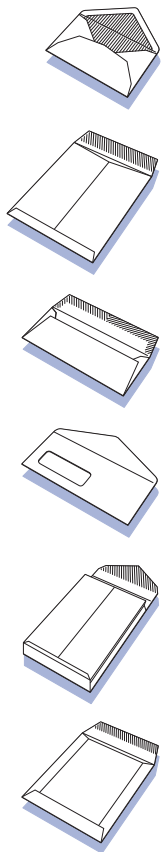
## CARDS AND ENVELOPES

Say it with gold borders or silver, bevel-edged or deckle – Baddeley Brothers has a card for every occasion. Together with matching envelopes and a choice of tassels, the range will help create precisely the right impression at precisely the right price.



manufacturers of envelopes and printers cards

[www.baddeleybrothers.com](http://www.baddeleybrothers.com)



# BADDELEY BROTHERS

T: +44 (0)20 8986 2666 F: +44 (0)20 8986 4383 E: [enquiries@baddeleybrothers.com](mailto:enquiries@baddeleybrothers.com)

|   |   |
|---|---|
| Product selection and terminology guide | 5 |
| Ordering and delivery                   | 5 |
| Information and assistance              | 5 |
| Sampling service                        | 5 |

**ENVELOPES**

|                           |   |
|---------------------------|---|
| BB Cartridge              | 6 |
| '65' Cartridge            | 6 |
| '65' Cartridge – square   | 6 |
| '65' Cartridge – wallet   | 7 |
| '65' Cartridge – pocket   | 7 |
| Cream heavyweight pockets | 7 |
| Cream envelopes           | 7 |
| Gold envelopes            | 8 |
| Silver envelopes          | 8 |
| Paper lined envelopes     | 8 |
| Tissue lined envelopes    | 8 |

**GOLD EDGE CARDS**

|                                 |       |
|---------------------------------|-------|
| Centenary double thick '800'    | 9     |
| Centenary '600'                 | 9     |
| Centenary '490'                 | 9/10  |
| Centenary '400'                 | 10/11 |
| Centenary '335'                 | 11    |
| Centenary cream '400'           | 11    |
| Neptune                         | 13    |
| Mercury                         | 13    |
| Miscellaneous platemarked cards | 13    |

**SILVER EDGE CARDS**

|                       |    |
|-----------------------|----|
| Venus                 | 12 |
| Jupiter – cream board | 12 |

**PLAIN EDGE CARDS**

|       |    |
|-------|----|
| Pluto | 12 |
|-------|----|

**COLOURED EDGE CARDS**

|                     |    |
|---------------------|----|
| Coloured edge cards | 11 |
|---------------------|----|

**CORDS AND TASSELS**

|                   |    |
|-------------------|----|
| Cords and tassels | 13 |
|-------------------|----|

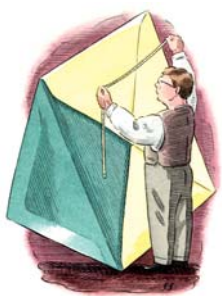
|                              |    |
|------------------------------|----|
| Terms and conditions of sale | 14 |
|------------------------------|----|

stock and hand-made envelopes, metallic edge cards and specialist printing



## CREATE YOUR OWN ENVELOPE

*there really is no limit to what is possible:*



- ❖ Sizes – unlimited
- ❖ Colours – from translucent or white through to any available paper colour
- ❖ Quantities – small or large
- ❖ Materials – smooth, textured, thin, heavy, metallic or preprinted – almost any paper material can be machine or handmade into an envelope
- ❖ Closures – gummed or peel and stick
- ❖ Windows – square or round cornered; standard or non-standard size and position
- ❖ Decorative techniques – full colour litho, foil blocking and diestamping
- ❖ Machine or hand manufacture
- ❖ Your printed material converted
- ❖ Tissue lined

## PRODUCT SELECTION AND TERMINOLOGY GUIDE

To make selection quicker and easier, the price list makes use of some simple key diagrams.

### ORDERING

- ❖ Cards are sold in multiples of 100.
- ❖ Envelopes can be supplied in quantities of 100, if cards are supplied as well.
- ❖ Please state the product reference number and your order number.
- ❖ Each price list heading also indicates whether the card edge has a plain, gilt or silver finish as well as type, colour and weight of board and other key features.
- ❖ **Minimum order value £25 excluding VAT and carriage.**
- ❖ All prices are exclusive of VAT.

### DELIVERY

Next-day delivery normally available throughout the United Kingdom:

- ❖ Free delivery inner London area.
- ❖ At cost outside London.

### INFORMATION & ASSISTANCE

We are always on hand to help you make the best use of our products.

Please contact us during office hours between 8am and 5pm on  
**+44 (0)20 8986 2666**

You can also fax us on  
+44 (0)20 8986 4383 and email us on  
enquiries@baddeleybrothers.com

### SAMPLING SERVICE

Phone, fax or email us with your requirements and we will respond within 24 hours.

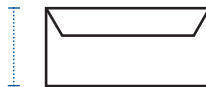
### ENVELOPE TYPES



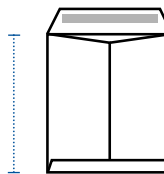
*Dia = Diamond flap*




*Tuck = Tuck flap*



*Wal = Wallet*



*Poc = Pocket*



*Peel and stick*

*First dimension*

### FLAT CARDS



*Round corner  
bevelled edge RCBE*



*Square corner  
bevelled edge  
SCBE*



*Round corner  
flat edge RCFE*



*Square corner  
flat edge SCFE*



*Square corner  
bevelled deckle edge  
SCBDE*



*Square corner  
deckle edge SCDE*



*Platesunk*

### FLY CARDS



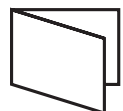
*Upright round corner*



*Upright square corner*



*Topfold*



*Oblong*

## BB CARTRIDGE

**gummed flaps**  
bright white, 170 gsm  
boxed 500's

| MM      | INCHES  | REFERENCE | PER 1,000 |     |      |       |        |        |
|---------|---|-----------|-----------|-----|------|-------|--------|--------|
|         |   |           | 100       | 500 | 1000 | 5,000 | 10,000 | 25,000 |
|         |   |           | £         | £   | £    | £     | £      | £      |
| 114x162 | 4 <sup>1</sup> / <sub>2</sub> x6 <sup>3</sup> / <sub>8</sub> C6 P&S | 3591      | 14        | 58  | 93   | 87    | 77     | 74     |
| 121x159 | 4 <sup>3</sup> / <sub>4</sub> x6 <sup>1</sup> / <sub>4</sub> Tuck   | 3592      | 14        | 58  | 93   | 87    | 77     | 74     |
| 140x190 | 5 <sup>1</sup> / <sub>2</sub> x7 <sup>1</sup> / <sub>2</sub> Tuck   | 3594      | 18        | 72  | 114  | 107   | 95     | 90     |
| 159x210 | 6 <sup>1</sup> / <sub>4</sub> x8 <sup>1</sup> / <sub>4</sub> Tuck   | 3596      | 18        | 72  | 114  | 107   | 95     | 90     |
| 162x229 | 6 <sup>3</sup> / <sub>8</sub> x9 Tuck C5                            | 3598      | 20        | 82  | 130  | 122   | 108    | 103    |

Prices for quantities of 50,000 and over on application

## '65' CARTRIDGE

**gummed flaps**  
brilliant white, 140 gsm  
boxed 500's

| MM      | INCHES  | REFERENCE | PER 1,000 |     |      |       |        |        |
|---------|---|-----------|-----------|-----|------|-------|--------|--------|
|         |   |           | 100       | 500 | 1000 | 5,000 | 10,000 | 25,000 |
|         |   |           | £         | £   | £    | £     | £      | £      |
| 70x100  | 2 <sup>3</sup> / <sub>4</sub> x3 <sup>15</sup> / <sub>16</sub> Tuck | 3602      | 11        | 46  | 73   | 68    | 61     | 58     |
| 90x140  | 3 <sup>1</sup> / <sub>2</sub> x5 <sup>1</sup> / <sub>2</sub> Tuck   | 3500      | 10        | 39  | 62   | 58    | 52     | 49     |
| 95x121  | 3 <sup>3</sup> / <sub>4</sub> x4 <sup>3</sup> / <sub>4</sub> Dia    | 3504      | 8         | 33  | 53   | 50    | 44     | 42     |
| 107x137 | 4 <sup>1</sup> / <sub>4</sub> x5 <sup>3</sup> / <sub>8</sub> Dia    | 3508      | 10        | 41  | 65   | 61    | 54     | 52     |
| 108x165 | 4 <sup>1</sup> / <sub>4</sub> x6 <sup>1</sup> / <sub>2</sub> Tuck   | 3510      | 11        | 43  | 68   | 64    | 57     | 54     |
| 114x162 | 4 <sup>1</sup> / <sub>2</sub> x6 <sup>3</sup> / <sub>8</sub> C6 Dia | 3534      | 11        | 46  | 72   | 68    | 60     | 58     |
| 110x220 | 4 <sup>3</sup> / <sub>8</sub> x8 <sup>5</sup> / <sub>8</sub> DL Dia | 3536      | 13        | 54  | 86   | 81    | 72     | 69     |
| 121x171 | 4 <sup>3</sup> / <sub>4</sub> x6 <sup>3</sup> / <sub>4</sub> Tuck   | 3512      | 11        | 46  | 73   | 69    | 61     | 58     |
| 121x190 | 4 <sup>3</sup> / <sub>4</sub> x7 <sup>1</sup> / <sub>2</sub> Tuck   | 3514      | 13        | 52  | 82   | 77    | 69     | 65     |
| 133x159 | 5 <sup>1</sup> / <sub>4</sub> x6 <sup>1</sup> / <sub>4</sub> Tuck   | 3516      | 13        | 51  | 80   | 75    | 67     | 64     |
| 133x210 | 5 <sup>1</sup> / <sub>4</sub> x8 <sup>1</sup> / <sub>4</sub> Tuck   | 3524      | 14        | 54  | 86   | 81    | 72     | 69     |
| 140x190 | 5 <sup>1</sup> / <sub>2</sub> x7 <sup>1</sup> / <sub>2</sub> Tuck   | 3520      | 13        | 51  | 80   | 75    | 67     | 64     |
| 143x171 | 5 <sup>5</sup> / <sub>8</sub> x6 <sup>3</sup> / <sub>4</sub> Tuck   | 3518      | 14        | 54  | 86   | 81    | 72     | 69     |
| 159x190 | 6 <sup>1</sup> / <sub>4</sub> x7 <sup>1</sup> / <sub>2</sub> Tuck   | 3522      | 14        | 54  | 86   | 81    | 72     | 69     |
| 162x229 | 6 <sup>3</sup> / <sub>8</sub> x9 C5 Tuck                            | 3540      | 16        | 64  | 102  | 95    | 85     | 81     |
| 165x216 | 6 <sup>1</sup> / <sub>2</sub> x8 <sup>1</sup> / <sub>2</sub> Tuck   | 3526      | 14        | 54  | 86   | 81    | 72     | 69     |
| 184x235 | 7 <sup>1</sup> / <sub>4</sub> x9 <sup>1</sup> / <sub>4</sub> Dia    | 3532      | 16        | 64  | 102  | 95    | 85     | 81     |

Prices for quantities of 50,000 and over on application

## '65' CARTRIDGE SQUARE

**gummed flaps – except\* which have peel and stick pocket flaps**  
brilliant white, 140 gsm  
boxed 500's

| MM      | INCHES  | REFERENCE | PER 1,000 |     |      |       |        |        |
|---------|---|-----------|-----------|-----|------|-------|--------|--------|
|         |   |           | 100       | 500 | 1000 | 5,000 | 10,000 | 25,000 |
|         |   |           | £         | £   | £    | £     | £      | £      |
| 130x130 | 5 <sup>1</sup> / <sub>8</sub> x5 <sup>1</sup> / <sub>8</sub> Dia  | 3541      | 15        | 60  | 95   | 89    | 79     | 76     |
| 140x140 | 5 <sup>1</sup> / <sub>2</sub> x5 <sup>1</sup> / <sub>2</sub> Dia  | 3542      | 15        | 60  | 95   | 89    | 79     | 76     |
| 160x160 | 6 <sup>1</sup> / <sub>3</sub> x6 <sup>1</sup> / <sub>3</sub> Dia  | 3544      | 16        | 63  | 100  | 93    | 83     | 79     |
| 176x176 | 6 <sup>7</sup> / <sub>8</sub> x6 <sup>7</sup> / <sub>8</sub> Dia  | 3546      | 17        | 69  | 110  | 103   | 92     | 87     |
| 220x220 | 8 <sup>2</sup> / <sub>3</sub> x8 <sup>2</sup> / <sub>3</sub> Poc* | 3548      | 28        | 117 | 186  | 174   | 155    | 148    |
| 240x240 | 9 <sup>1</sup> / <sub>2</sub> x9 <sup>1</sup> / <sub>2</sub> Poc* | 3550      | 30        | 123 | 196  | 183   | 163    | 155    |

Prices for quantities of 50,000 and over on application.

### TO ORDER:

T: +44 (0)20 8986 2666

E: [enquiries@baddeleybrothers.com](mailto:enquiries@baddeleybrothers.com)

[www.baddeleybrothers.com](http://www.baddeleybrothers.com)

## '65' CARTRIDGE WALLET

peel and stick wallet flaps  
brilliant white, 140 gsm  
boxed 500's

| MM      | INCHES       | REFERENCE | PER 1,000 |     |      |       |        |        |
|---------|--------------|-----------|-----------|-----|------|-------|--------|--------|
|         |              |           | 100       | 500 | 1000 | 5,000 | 10,000 | 25,000 |
|         |              |           | £         | £   | £    | £     | £      | £      |
| 114x162 | 4½x6¾ C6 Wal | 3552      | 12        | 49  | 77   | 72    | 64     | 61     |
| 110x220 | 4¾x8¾ DL Wal | 3553      | 13        | 54  | 86   | 80    | 71     | 68     |
| 140x190 | 5½x7½ Wal    | 3554      | 14        | 56  | 89   | 83    | 74     | 71     |
| 162x229 | 6¾x9 C5 Wal  | 3556      | 16        | 64  | 102  | 95    | 85     | 81     |
| 160x160 | 6½x6½ Wal    | 3558      | 13        | 54  | 86   | 80    | 71     | 68     |

Prices for quantities of 50,000 and over on application.

## '65' CARTRIDGE POCKET

peel and stick pocket flaps  
brilliant white, 140 gsm  
boxed 250's

| MM      | INCHES       | REFERENCE | PER 1,000 |     |      |       |        |        |
|---------|--------------|-----------|-----------|-----|------|-------|--------|--------|
|         |              |           | 100       | 500 | 1000 | 5,000 | 10,000 | 25,000 |
|         |              |           | £         | £   | £    | £     | £      | £      |
| 229x162 | 9x6¾ C5 Poc  | 3557      | 16        | 64  | 102  | 95    | 85     | 81     |
| 324x229 | 12¾x9 C4 Poc | 3559      | 21        | 87  | 139  | 130   | 116    | 110    |

Prices for quantities of 50,000 and over on application

## 193 GSM CREAM HEAVYWEIGHT POCKETS

peel and stick flaps  
BB cream, 193 gsm  
boxed 250's

| MM      | INCHES       | REFERENCE | PER 1,000 |     |      |       |        |        |
|---------|--------------|-----------|-----------|-----|------|-------|--------|--------|
|         |              |           | 250       | 500 | 1000 | 5,000 | 10,000 | 25,000 |
|         |              |           | £         | £   | £    | £     | £      | £      |
| 324x229 | 12¾x9 C4 Poc | 3605      | 97        | 156 | 248  | 233   | 207    | 197    |
| 330x254 | 13x10 Poc    | 3610      | 106       | 170 | 271  | 254   | 226    | 215    |
| 381x254 | 15x10 Poc    | 3615      | 120       | 193 | 307  | 288   | 256    | 244    |

Prices for quantities of 50,000 and over on application

## CREAM ENVELOPES

gummed flaps  
BB cream, 110 gsm  
boxed 500's

| MM      | INCHES       | REFERENCE | PER 1,000 |     |      |       |        |        |
|---------|--------------|-----------|-----------|-----|------|-------|--------|--------|
|         |              |           | 100       | 500 | 1000 | 5,000 | 10,000 | 25,000 |
|         |              |           | £         | £   | £    | £     | £      | £      |
| 114x162 | 4½x6¾ C6 Dia | 3580      | 11        | 46  | 72   | 68    | 60     | 58     |
| 140x190 | 5½x7½ Tuck   | 3585      | 13        | 51  | 80   | 75    | 67     | 64     |
| 162x229 | 6¾x9 C5 Tuck | 3590      | 16        | 64  | 102  | 95    | 85     | 81     |

Prices for quantities of 50,000 and over on application

## GOLD ENVELOPES

**gummed flaps**  
90 gsm paper  
sold in multiples of 100

| MM      | INCHES       | REFERENCE | 100 | 500 | 1000 | PER 1,000 |        |        |
|---------|--------------|-----------|-----|-----|------|-----------|--------|--------|
|         |              |           |     |     |      | 5,000     | 10,000 | 25,000 |
| 114x162 | 4½x6¾ C6 Dia | 3561      | 20  | 84  | 133  | 125       | 111    | 106    |
| 110x220 | 4¾x8½ DL Dia | 3560      | 26  | 104 | 166  | 156       | 139    | 132    |
| 140x190 | 5½x7½ Tuck   | 3562      | 26  | 104 | 166  | 156       | 139    | 132    |
| 162x229 | 6¾x9 C5 Tuck | 3565      | 31  | 127 | 203  | 190       | 169    | 161    |

Prices for quantities of 50,000 and over on application

## SILVER ENVELOPES

**gummed flaps**  
90 gsm paper  
sold in multiples of 100

| MM      | INCHES       | REFERENCE | 100 | 500 | 1000 | PER 1,000 |        |        |
|---------|--------------|-----------|-----|-----|------|-----------|--------|--------|
|         |              |           |     |     |      | 5,000     | 10,000 | 25,000 |
| 114x162 | 4½x6¾ C6 Dia | 3571      | 20  | 84  | 133  | 125       | 111    | 106    |
| 110x220 | 4¾x8½ DL Dia | 3570      | 26  | 104 | 166  | 156       | 139    | 132    |
| 140x190 | 5½x7½ Tuck   | 3572      | 26  | 104 | 166  | 156       | 139    | 132    |
| 162x229 | 6¾x9 C5 Tuck | 3575      | 31  | 127 | 203  | 190       | 169    | 161    |

Prices for quantities of 50,000 and over on application

## PAPER LINED ENVELOPES

**gummed flaps**  
brilliant white, 135 gsm envelopes, half lined with white, silver or gold metallic paper\*  
sold in multiples of 100

|              | MM      | INCHES       | REFERENCE | 100 | 500 | 1000 | PER 1,000 |
|--------------|---------|--------------|-----------|-----|-----|------|-----------|
|              |         |              |           |     |     |      | 5,000     |
| SILVER LINED | 140x190 | 5½x7½ Tuck   | 3980      | 63  | 261 | 416  | 331       |
| SILVER LINED | 162x229 | 6¾x9 C5 Tuck | 3982      | 65  | 269 | 428  | 340       |
| GOLD LINED   | 140x190 | 5½x7½ Tuck   | 3984      | 63  | 261 | 416  | 331       |
| GOLD LINED   | 162x229 | 6¾x9 C5 Tuck | 3986      | 65  | 269 | 428  | 340       |
| WHITE LINED  | 140x190 | 5½x7½ Tuck   | 3988      | 63  | 261 | 416  | 331       |
| WHITE LINED  | 162x229 | 6¾x9 C5 Tuck | 3990      | 65  | 269 | 428  | 340       |

### PAPER LINED ENVELOPES

Our stock range of paper-lined envelopes is available in two sizes using silver, gold and white paper lining

### TISSUE LINED ENVELOPES

Our stock range of tissue-lined envelopes is available in three sizes using sunset, silver and artic blue tissue lining. These envelopes are half-lined

### SPECIAL MAKINGS OF LINED ENVELOPES

ANY SIZE IS POSSIBLE!

Envelopes can be made in any size using any material capable of machine or hand folding. Special makings can use a wide variety of coloured lining materials including tissues and metallics. Envelopes can be made to order either fully, or half lined. Please call or email for samples, information and prices.

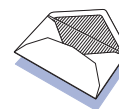
## TISSUE LINED ENVELOPES

**gummed flaps**  
brilliant white, half lined with coloured tissue paper\*  
sold in multiples of 100

|                         | MM      | INCHES        | REFERENCE | 100 | 500 | 1000 | PER 1,000 |
|-------------------------|---------|---------------|-----------|-----|-----|------|-----------|
|                         |         |               |           |     |     |      | 5,000     |
| SUNSET TISSUE LINED     | 114x162 | 4½x6¾ C6 Tuck | 3800      | 56  | 231 | 368  | 292       |
| SILVER TISSUE LINED     | 110x220 | 4¾x8½ DL Wal  | 3810      | 58  | 239 | 381  | 302       |
| ARTIC BLUE TISSUE LINED | 140x190 | 5½x7½ Tuck    | 3820      | 58  | 239 | 381  | 302       |

\*We are also able to supply a variety of different colour linings for envelopes as a bespoke product. Please contact us for prices.

All prices are exclusive of VAT



## CENTENARY GOLD DOUBLE THICK '800'

round corner gold bevel edge – *RCGBE*  
brilliant white smooth ivory board, 800 gsm. packed 50's  
when thermographing, delamination may occur if too much heat is used



| MM      | INCHES        | REFERENCE | PER 1,000 |     |      |       |        |  |
|---------|---------------|-----------|-----------|-----|------|-------|--------|--|
|         |               |           | 100       | 500 | 1000 | 5,000 | 10,000 |  |
|         |               |           | £         | £   | £    | £     | £      |  |
| 152x203 | 6x8           | 2180      | 92        | 386 | 614  | 553   | 507    |  |
| 133x184 | 5 1/4 x 7 1/4 | 2181      | 81        | 340 | 542  | 488   | 448    |  |
| 102x152 | 4x6           | 2183      | 62        | 262 | 416  | 375   | 344    |  |

### CARDS:

#### NEED MATCHING ENVELOPES?

If you require matching envelopes to accompany your choice of cards please refer to the envelope section that starts on page 6.

We can also supply special makings of envelopes in any size or unusual material capable of being machine or hand folded

## CENTENARY GOLD DOUBLE THICK '800'

square corner gold bevel edge – *SCGBE*  
brilliant white smooth ivory board, 800 gsm. packed 50's  
when thermographing, delamination may occur if too much heat is used



| MM      | INCHES    | REFERENCE | PER 1,000 |     |      |       |        |  |
|---------|-----------|-----------|-----------|-----|------|-------|--------|--|
|         |           |           | 100       | 500 | 1000 | 5,000 | 10,000 |  |
|         |           |           | £         | £   | £    | £     | £      |  |
| 152x203 | 6x8       | 2190      | 92        | 386 | 614  | 553   | 507    |  |
| 127x178 | 5x7       | 2191      | 81        | 340 | 542  | 488   | 448    |  |
| 114x152 | 4 1/2 x 6 | 2192      | 62        | 262 | 416  | 375   | 344    |  |

## CENTENARY GOLD '600'

square corner gold bevel edge – *SCGBE*  
brilliant white smooth ivory board, 600 gsm  
packed 50's



| MM      | INCHES        | REFERENCE | PER 1,000 |     |      |       |        |  |
|---------|---------------|-----------|-----------|-----|------|-------|--------|--|
|         |               |           | 100       | 500 | 1000 | 5,000 | 10,000 |  |
|         |               |           | £         | £   | £    | £     | £      |  |
| 149x210 | 5 7/8 x 8 1/4 | 2140      | 66        | 279 | 444  | 400   | 367    |  |
| 127x178 | 5x7           | 2141      | 55        | 229 | 365  | 329   | 301    |  |
| 108x156 | 4 1/4 x 6 1/8 | 2142      | 48        | 201 | 320  | 288   | 265    |  |

## CENTENARY GOLD '490'

round corner gold bevel edge – *RCGBE*  
brilliant white smooth ivory board, 490 gsm  
packed 100's



| MM      | INCHES | REFERENCE | PER 1,000 |     |      |       |        |  |
|---------|--------|-----------|-----------|-----|------|-------|--------|--|
|         |        |           | 100       | 500 | 1000 | 5,000 | 10,000 |  |
|         |        |           | £         | £   | £    | £     | £      |  |
| 152x102 | 6x4    | 562       | 41        | 171 | 272  | 245   | 225    |  |
| 178x127 | 7x5    | 579       | 47        | 195 | 311  | 280   | 257    |  |
| 152x203 | 6x8    | 585       | 54        | 226 | 360  | 324   | 298    |  |

## CENTENARY GOLD '490'

square corner gold bevel edge – *SCGBE*  
brilliant white smooth ivory board, 490 gsm  
packed 100's



| MM      | INCHES | REFERENCE | 100<br>£ | 500<br>£ | 1000<br>£ | PER 1,000  |             |
|---------|--------|-----------|----------|----------|-----------|------------|-------------|
|         |        |           |          |          |           | 5,000<br>£ | 10,000<br>£ |
| 178x127 | 7x5    | 584       | 47       | 195      | 311       | 280        | 257         |

## CENTENARY GOLD '400'

round corner gold bevel edge – *RCGBE*  
brilliant white smooth ivory board, 400 gsm  
packed 100's



| MM      | INCHES   | REFERENCE | 100<br>£ | 500<br>£ | 1000<br>£ | PER 1,000  |             |
|---------|--|-----------|----------|----------|-----------|------------|-------------|
|         |  |           |          |          |           | 5,000<br>£ | 10,000<br>£ |
| 210x149 | 8 <sup>1</sup> / <sub>4</sub> x5 <sup>7</sup> / <sub>8</sub> fly | 3200      | 72       | 304      | 483       | 435        | 399         |
| 203x127 | 8x5 fly  | 3202      | 65       | 274      | 435       | 392        | 360         |
| 210x149 | 8 <sup>1</sup> / <sub>4</sub> x5 <sup>7</sup> / <sub>8</sub>     | 3203      | 45       | 187      | 297       | 267        | 245         |
| 203x159 | 8x6 <sup>1</sup> / <sub>4</sub>                                  | 3204      | 45       | 187      | 297       | 267        | 245         |
| 203x127 | 8x5  | 3206      | 41       | 169      | 269       | 243        | 223         |
| 184x133 | 7 <sup>1</sup> / <sub>4</sub> x5 <sup>1</sup> / <sub>4</sub>     | 3208      | 41       | 170      | 270       | 244        | 223         |
| 178x127 | 7x5  | 3210      | 40       | 165      | 263       | 237        | 218         |
| 178x114 | 7x4 <sup>1</sup> / <sub>2</sub>                                  | 3214      | 40       | 165      | 263       | 237        | 218         |
| 165x114 | 6 <sup>1</sup> / <sub>2</sub> x4 <sup>1</sup> / <sub>2</sub>     | 3216      | 36       | 151      | 240       | 216        | 199         |
| 156x108 | 6 <sup>1</sup> / <sub>8</sub> x4 <sup>1</sup> / <sub>4</sub>     | 3219      | 36       | 151      | 240       | 216        | 199         |
| 152x114 | 6x4 <sup>1</sup> / <sub>2</sub>                                  | 3220      | 36       | 151      | 240       | 216        | 199         |
| 152x102 | 6x4  | 3222      | 33       | 137      | 217       | 196        | 180         |
| 127x102 | 5x4  | 3224      | 29       | 120      | 191       | 172        | 158         |
| 89x64   | 3 <sup>1</sup> / <sub>2</sub> x2 <sup>1</sup> / <sub>2</sub>     | 3230      | 25       | 105      | 166       | 150        | 138         |
| 38x76   | 1 <sup>1</sup> / <sub>2</sub> x3                                 | 3234      | 25       | 105      | 166       | 150        | 138         |

## CENTENARY GOLD '400'

square corner gold bevel edge – *SCGBE*  
brilliant white smooth ivory board, 400 gsm  
packed 100's



| MM      | INCHES   | REFERENCE | 100<br>£ | 500<br>£ | 1000<br>£ | PER 1,000  |             |
|---------|--|-----------|----------|----------|-----------|------------|-------------|
|         |  |           |          |          |           | 5,000<br>£ | 10,000<br>£ |
| 210x149 | 8 <sup>1</sup> / <sub>4</sub> x5 <sup>7</sup> / <sub>8</sub> fly | 3340      | 72       | 304      | 483       | 435        | 399         |
| 203x127 | 8x5 fly  | 3342      | 65       | 274      | 435       | 392        | 360         |
| 210x149 | 8 <sup>1</sup> / <sub>4</sub> x5 <sup>7</sup> / <sub>8</sub>     | 3344      | 45       | 187      | 297       | 267        | 245         |
| 203x159 | 8x6 <sup>1</sup> / <sub>4</sub>                                  | 3346      | 45       | 187      | 297       | 267        | 245         |
| 178x127 | 7x5  | 3350      | 40       | 165      | 263       | 237        | 218         |
| 156x108 | 6 <sup>1</sup> / <sub>8</sub> x4 <sup>1</sup> / <sub>4</sub>     | 3354      | 36       | 151      | 240       | 216        | 199         |
| 45x76   | 1 <sup>3</sup> / <sub>4</sub> x3 fly                             | 3232      | 32       | 135      | 214       | 193        | 177         |

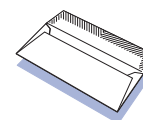
All prices are exclusive of VAT

### TO ORDER:

T: +44 (0)20 8986 2666

E: [enquiries@baddeleybrothers.com](mailto:enquiries@baddeleybrothers.com)

[www.baddeleybrothers.com](http://www.baddeleybrothers.com)



## CENTENARY GOLD '400'

round corner flat gold edge, not bevelled – RCFGE  
brilliant white smooth ivory board, 400 gsm  
packed 100's



| MM      | INCHES            | REFERENCE | 100 | 500 | 1000 | PER 1,000 |        |
|---------|-------------------|-----------|-----|-----|------|-----------|--------|
|         |                   |           |     |     |      | 5,000     | 10,000 |
|         |                   |           | £   | £   | £    | £         | £      |
| 210x149 | 8 1/4 x 5 7/8 fly | 4210      | 57  | 241 | 383  | 345       | 317    |
| 203x159 | 8 x 6 1/4         | 4204      | 33  | 138 | 220  | 198       | 182    |
| 184x133 | 7 1/4 x 5 1/4     | 4206      | 29  | 121 | 192  | 173       | 159    |
| 178x127 | 7 x 5             | 4203      | 26  | 109 | 174  | 157       | 144    |
| 156x108 | 6 1/8 x 4 1/4     | 4205      | 23  | 95  | 151  | 136       | 125    |
| 152x114 | 6 x 4 1/2         | 4202      | 23  | 95  | 151  | 136       | 125    |
| 127x102 | 5 x 4             | 4201      | 19  | 77  | 122  | 110       | 101    |

### CARDS:

#### NEED MATCHING ENVELOPES?

If you require matching envelopes to accompany your choice of cards please refer to the envelope section that starts on page 6.

We can also supply special makings of envelopes in any size or unusual material capable of being machine or hand folded

## CENTENARY GOLD '335'

round corner flat gold edge, not bevelled – RCFGE  
brilliant white smooth ivory board, 335 gsm  
packed 100's



| MM      | INCHES            | REFERENCE | 100 | 500 | 1000 | PER 1,000 |        |
|---------|-------------------|-----------|-----|-----|------|-----------|--------|
|         |                   |           |     |     |      | 5,000     | 10,000 |
|         |                   |           | £   | £   | £    | £         | £      |
| 210x149 | 8 1/4 x 5 7/8 fly | 4308      | 52  | 217 | 345  | 310       | 285    |
| 203x159 | 8 x 6 1/4         | 4314      | 31  | 131 | 208  | 187       | 172    |
| 184x133 | 7 1/4 x 5 1/4     | 4316      | 28  | 115 | 183  | 164       | 151    |
| 152x114 | 6 x 4 1/2         | 4318      | 19  | 80  | 127  | 114       | 105    |
| 115x89  | 4 1/2 x 3 1/2     | 4322      | 16  | 65  | 102  | 92        | 85     |

## CENTENARY GOLD '400' CREAM BOARD

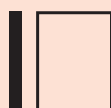
round corner gold bevel edge – RCGBE  
smooth cream board, 400 gsm  
packed 100's



| MM      | INCHES            | REFERENCE | 100 | 500 | 1000 | PER 1,000 |        |
|---------|-------------------|-----------|-----|-----|------|-----------|--------|
|         |                   |           |     |     |      | 5,000     | 10,000 |
|         |                   |           | £   | £   | £    | £         | £      |
| 210x149 | 8 1/4 x 5 7/8 fly | 3405      | 72  | 304 | 483  | 435       | 399    |
| 210x149 | 8 1/4 x 5 7/8     | 3410      | 45  | 187 | 297  | 267       | 245    |
| 184x133 | 7 1/4 x 5 1/4     | 3415      | 41  | 170 | 271  | 244       | 224    |
| 156x108 | 6 1/8 x 4 1/4     | 3420      | 36  | 151 | 240  | 216       | 199    |

## COLOURED EDGE CARDS

square corner flat coloured edge, not bevelled – SCFCE  
brilliant white smooth, 400 gsm  
packed 100's



| RED  | BLUE | GREEN | PEARLESCENT | INCHES            | 100 | 500 | 1000 | PER 1,000 |        |
|------|------|-------|-------------|-------------------|-----|-----|------|-----------|--------|
|      |      |       |             |                   |     |     |      | 5,000     | 10,000 |
|      |      |       |             |                   | £   | £   | £    | £         | £      |
| 6005 | 6010 | 6015  | 6020        | 8 1/4 x 5 7/8 fly | 59  | 249 | 396  | 357       | 327    |
| 6025 | 6030 | 6035  | 6040        | 8 1/4 x 5 7/8     | 34  | 143 | 227  | 205       | 188    |
| 6045 | 6050 | 6055  | 6060        | 5 x 7             | 27  | 113 | 180  | 162       | 149    |
| 6065 | 6070 | 6075  | 6080        | 1 3/4 x 3 fly     | 33  | 138 | 219  | 198       | 181    |

We are also able to supply special sizes and board weights as a bespoke product. Please contact us for prices.

## VENUS SILVER

round corner silver bevel edge – *RCSBE*  
brilliant white smooth ivory board, 400 gsm  
packed 100's



| MM      | INCHES    | REFERENCE | 100 | 500 | 1000 | PER 1,000 |        |
|---------|-----------|-----------|-----|-----|------|-----------|--------|
|         |           |           |     |     |      | 5,000     | 10,000 |
|         |           |           | £   | £   | £    | £         | £      |
| 210x149 | 8¼x5⅞ fly | 2166      | 72  | 304 | 483  | 435       | 399    |
| 210x149 | 8¼x5⅞     | 2168      | 45  | 187 | 297  | 267       | 245    |
| 127x178 | 5x7       | 2178      | 40  | 165 | 263  | 237       | 218    |
| 114x152 | 4½x6      | 2176      | 36  | 151 | 240  | 216       | 199    |
| 64x89   | 1¼x3½ fly | 2174      | 32  | 135 | 214  | 193       | 177    |

## VENUS SILVER

square corner silver bevel edge – *SCSBE*  
brilliant white smooth ivory board, 400 gsm  
packed 100's



| MM      | INCHES    | REFERENCE | 100 | 500 | 1000 | PER 1,000 |        |
|---------|-----------|-----------|-----|-----|------|-----------|--------|
|         |           |           |     |     |      | 5,000     | 10,000 |
|         |           |           | £   | £   | £    | £         | £      |
| 210x149 | 8¼x5⅞ fly | 2167      | 72  | 304 | 483  | 435       | 399    |
| 210x149 | 8¼x5⅞     | 2169      | 45  | 187 | 297  | 267       | 245    |
| 127x178 | 5x7       | 2177      | 40  | 165 | 263  | 237       | 218    |
| 114x152 | 4½x6      | 2179      | 36  | 151 | 240  | 216       | 199    |

## JUPITER SILVER CREAM BOARD

round corner silver bevel edge – *RCSBE*  
smooth cream board, 400 gsm  
packed 100's



| MM      | INCHES    | REFERENCE | 100 | 500 | 1000 | PER 1,000 |        |
|---------|-----------|-----------|-----|-----|------|-----------|--------|
|         |           |           |     |     |      | 5,000     | 10,000 |
|         |           |           | £   | £   | £    | £         | £      |
| 210x149 | 8¼x5⅞ fly | 2150      | 72  | 304 | 483  | 435       | 399    |
| 210x149 | 8¼x5⅞     | 2155      | 45  | 187 | 297  | 267       | 245    |
| 184x133 | 7¼x5¼     | 2160      | 41  | 170 | 271  | 244       | 224    |
| 156x108 | 6⅞x4¼     | 2165      | 36  | 151 | 240  | 216       | 199    |

## PLUTO

round corner plain edge – *RCPE*  
brilliant white smooth ivory board, 400 gsm  
packed 100's



| MM      | INCHES | REFERENCE | 100 | 500 | 1000 | PER 1,000 |        |
|---------|--------|-----------|-----|-----|------|-----------|--------|
|         |        |           |     |     |      | 5,000     | 10,000 |
|         |        |           | £   | £   | £    | £         | £      |
| 210x149 | 8¼x5⅞  | 4234      | 21  | 87  | 139  | 125       | 115    |
| 178x127 | 7x5    | 4233      | 18  | 74  | 118  | 106       | 98     |
| 152x114 | 6x4½   | 4232      | 15  | 64  | 101  | 91        | 84     |
| 127x102 | 5x4    | 4231      | 12  | 49  | 77   | 69        | 64     |

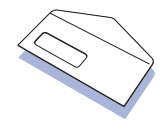
All prices are exclusive of VAT

### TO ORDER:

T: +44 (0)20 8986 2666

E: [enquiries@baddeleybrothers.com](mailto:enquiries@baddeleybrothers.com)

[www.baddeleybrothers.com](http://www.baddeleybrothers.com)



## MERCURY GOLD

square corner gold bevel deckle edge – *SCGBDE*  
bright white matt board, 380 gsm  
packed 100's



| MM      | INCHES  | REFERENCE | PER 1,000 |     |      |       |        |  |
|---------|---------|-----------|-----------|-----|------|-------|--------|--|
|         |         |           | 100       | 500 | 1000 | 5,000 | 10,000 |  |
|         |         |           | £         | £   | £    | £     | £      |  |
| 203x127 | 8x5 fly | 1450      | 66        | 275 | 438  | 394   | 362    |  |

### CARDS:

#### NEED MATCHING ENVELOPES?

If you require matching envelopes to accompany your choice of cards please refer to the envelope section that starts on page 6.

We can also supply special makings of envelopes in any size or unusual material capable of being machine or hand folded

## NEPTUNE GOLD

square corner gold bevel deckle edge, with platesunk panel – *SCGBDE*  
bright white matt board, 380 gsm  
packed 100's



| MM      | INCHES                           | REFERENCE | PER 1,000 |     |      |       |        |  |
|---------|----------------------------------|-----------|-----------|-----|------|-------|--------|--|
|         |                                  |           | 100       | 500 | 1000 | 5,000 | 10,000 |  |
|         |                                  |           | £         | £   | £    | £     | £      |  |
| 203x127 | 8x5 fly                          | 1031      | 84        | 353 | 561  | 505   | 464    |  |
| 120x178 | 4 <sup>3</sup> / <sub>4</sub> x7 | 1053      | 58        | 244 | 389  | 350   | 321    |  |

## MISCELLANEOUS PLATESUNK CARDS

bright white matt board, 380 gsm  
packed 100's

platesunk, with fancy border & square corner gold bevel deckle edge page 1 only



| MM      | INCHES                                      | REFERENCE | PER 1,000 |     |      |       |        |  |
|---------|---|-----------|-----------|-----|------|-------|--------|--|
|         |   |           | 100       | 500 | 1000 | 5,000 | 10,000 |  |
|         |   |           | £         | £   | £    | £     | £      |  |
| 203x140 | 8x5 <sup>1</sup> / <sub>2</sub> upright fly | 1000      | 66        | 278 | 443  | 399   | 366    |  |

platesunk on page 1, with square corner plain deckle on all four edges



|       |   |      |    |    |     |    |    |
|-------|---|------|----|----|-----|----|----|
| 27x70 | 1 <sup>1</sup> / <sub>16</sub> x2 <sup>3</sup> / <sub>4</sub> topfold fly | 1048 | 16 | 65 | 103 | 93 | 85 |
|-------|---|------|----|----|-----|----|----|

platesunk, with square corner gold bevel deckle edge on page 1 only



|         |  |      |    |     |     |     |     |
|---------|--|------|----|-----|-----|-----|-----|
| 102x140 | 4x5 <sup>1</sup> / <sub>2</sub> oblong fly | 1075 | 61 | 254 | 405 | 365 | 335 |
|---------|--|------|----|-----|-----|-----|-----|

## CORDS AND TASSELS

stocked in dark blue, light blue, royal blue, brown, burgundy, gold, green, red, white, silver and fitted with adjustable slide for easy fastening, other colours available, please call

|                           | PER 1,000 |     |      |       |
|---------------------------|-----------|-----|------|-------|
|                           | 100       | 500 | 1000 | 5,000 |
|                           | £         | £   | £    | £     |
| 21 INCH                   | 36        | 145 | 232  | 207   |
| 22 INCH <b>black only</b> | 62        | 253 | 387  | 362   |

stocked in blue, gold and red; premium quality 3 strand fitted with adjustable slide

|         |    |     |     |     |
|---------|----|-----|-----|-----|
| 26 INCH | 66 | 270 | 412 | 385 |
|---------|----|-----|-----|-----|

**1 DELIVERY**

Carriage is charged extra at cost outside our London van area. We do our best to keep dates given for delivery or shipment; however, they are not to be treated as a condition of sale.

**2 RETURN OF GOODS**

You may return goods ordered and correctly supplied within 28 days. However, we make a charge for this service of 20% (of the invoice) or £20, whichever is the greater.

**3 FAULTY GOODS CREDIT**

(Only) when goods are returned to us will we be able to credit the cost and VAT of faulty goods.

**4 MINIMUM ORDER AND QUANTITIES**

Our minimum (invoiceable) order, for delivery to one address is £25 exclusive of VAT. Deliveries of bespoke or processed orders are subject to tolerances of up to plus or minus 10%.

**5 LIMIT OF COMPENSATION**

Our limit for compensation shall not exceed the value of processes we have been asked to carry out, notwithstanding the value of goods supplied to us. Where goods only have been supplied by us, justified cause for complaint (is) to be met by replacement or credit at the invoice value (at this company's discretion) regardless of any work or process undertaken after the goods left our premises. In no circumstances shall we be liable for any consequential loss.

**6 VALUE ADDED TAX**

The full amount of VAT shall be paid at the same time as payment is made for the related goods.

**7 BESPOKE/PROCESSED ORDERS**

As exact quantities of bespoke or processed orders cannot be guaranteed, deliveries are subject to tolerances of up to plus or minus 10%.

**8 COMPLAINTS**

Complaints regarding bespoke goods supplied must be made in writing within 7 days of delivery or they will not be considered.

**9 COST OF VARIATIONS**

a The price(s) agreed upon in the contract shall prevail unless before the date of despatch of the goods or part thereof there is either (in the case of goods included in any of our current price lists) an increase in our list price(s) for such goods above the list price(s) in force when the order was accepted or (in the case of goods not included in any of our current price lists) an increase in our list price(s) for comparable goods above those in force when the order was accepted in which case the goods or the undelivered balance thereof shall be invoiced and paid for at the agreed price(s) plus the amount of the relative increase(s).

b If by reason of any war, hostilities or warlike operations the cost to us of fulfilling the contract or any part thereof would exceed the cost calculated by us at the date of the contract, we shall give the Buyers notice thereof and they shall have the option (to be exercised in writing within 7 days of receipt of the notice) of paying such excess in addition to the price payable under the contract or of cancelling the contract or any unfulfilled part thereof without prejudice to the accrued rights of either party.

**10 RISK AND BENEFICIAL OWNERSHIP**

a The risk in the goods passes to the buyer upon delivery but equitable and beneficial ownership shall remain with us until full payment has been received (each order being considered as a whole), or until prior re-sale, in which case our beneficial entitlement shall attach to the proceeds of resale or to the claim for such proceeds.

b Should the goods become constituents of or be converted into other products while subject to our equitable and beneficial ownership we shall have the equitable and beneficial ownership in such other products as if they were solely and simply the goods and accordingly sub-clause (a) shall as far as appropriate apply to such other products.

**11 FAILURE TO PERFORM CONTRACT**

a We shall not be liable for any loss or damage whatsoever arising from our failure wholly or in part to perform the contract by reason of (i) default by our Suppliers and failure by us to make arrangements with other Suppliers or (ii) any cause whatsoever beyond our control.

b In no circumstances whatever shall we be liable for consequential loss.

**12 BUYER'S CONDITIONS**

Buyer's standard Conditions of Purchase shall not apply unless specifically accepted in advance in writing.

**13 TERMS**

Our Standard Terms of trading for non-account customers are: payment on pro-forma invoice or cash on delivery as may be agreed. Settlement terms are strictly 30 days net of invoice.

**14 LAW**

The Law of England shall govern the validity, construction and performance of the contract. These terms and conditions supersede all previous terms and conditions.

*October 2009.*

# BADDELEY BROTHERS



### SPECIAL MAKINGS

As well as offering an extensive range of high-quality off-the-shelf cards and envelopes, we can also supply quantities, either for short run work or for commercial orders. Working to our customers specification, including using unusual materials, we can combine an impressive choice of in-house printing options with non-standard formats and sizes. Please call us so that we can help at the planning stage.

for litho printing, thermography, letterpress, engraving, copperplate and foil blocking

[www.baddeleybrothers.com](http://www.baddeleybrothers.com)

HIGH QUALITY PRINTERS CARDS AND ENVELOPES

- ❖ *Cartridge envelopes*
- ❖ *Tissue lined envelopes*
- ❖ *Gold edge cards*
- ❖ *Silver edge cards*
- ❖ *Coloured edge cards*
- ❖ *Deckle edge cards*
- ❖ *Plain edge cards*
- ❖ *Platesunk cards*
- ❖ *Gold and silver envelopes*
- ❖ *Cords and tassels*
- ❖ *Pictorial menu cards*
- ❖ *Single cards*
- ❖ *Upright fly cards*
- ❖ *Oblong fly cards*
- ❖ *Topfold place cards*

SPECIALIST EXPERTISE

- ❖ *Envelope making, by machine or by hand*
- ❖ *Engraving*
- ❖ *Diestamping*
- ❖ *Blind embossing*
- ❖ *Litho*
- ❖ *Letterpress*
- ❖ *Thermography*
- ❖ *Foil stamping*
- ❖ *Copperplate printing*
- ❖ *Gilding*
- ❖ *Duplexing*
- ❖ *Digital*

Free sampling service

Credit cards accepted

Free delivery inner London area

24-hour delivery countrywide



Baddeley Brothers Limited  
6 Bayford Industrial Centre  
Bayford Street  
London E8 3SE

England

T: +44 (0)20 8986 2666

F: +44 (0)20 8986 4383

E: [enquiries@baddeleybrothers.com](mailto:enquiries@baddeleybrothers.com)

[www.baddeleybrothers.com](http://www.baddeleybrothers.com)

